

December 7, 2020

By
 Brian Harnisch, M.B.A.,
 Senior Research Scientist;
 Rodney A. Wambeam, Ph.D.
 Senior Research Scientist;
 Eric L. Canen, M.S.;
 Senior Research Scientist;

Wyoming Survey & Analysis Center
 University of Wyoming
 1000 E. University Ave, Dept. 3925
 Laramie, Wyoming 82071
 307.766.2189 | wysac@uwyo.edu
 www.uwyo.edu/wysac

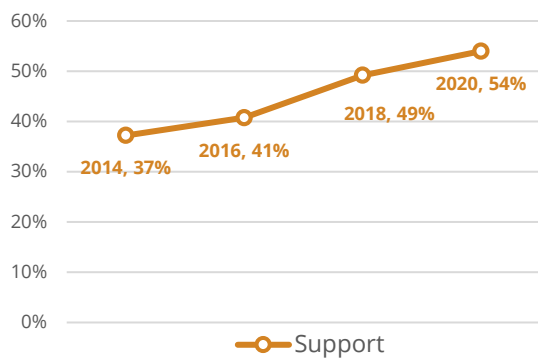
Views of Marijuana in Wyoming

Data show steady changes towards marijuana policies among Wyoming residents

Wyoming residents have steadily changing opinions regarding the use and possession of marijuana. Over half of Wyoming residents now say they support legalization of marijuana in the state for personal use. A large majority of Wyoming residents support the legal use of marijuana in the state for medicinal use if a doctor prescribes it. Additionally, a majority of Wyoming residents continue to oppose jail time for those convicted of possessing small amounts of marijuana.

Figure 1. Support For Legalizing Possessing Personal Marijuana Has Steadily Increased and Now Is a Majority

Percent support for allowing adults in Wyoming to legally possess marijuana for personal use.



Note: All respondents were asked “Do you support or oppose allowing adults in Wyoming to legally possess marijuana for personal use?”

WYOMING SURVEY & ANALYSIS CENTER

Legal possession of marijuana for personal use

In 2014 over one-third (37%) of Wyoming residents said they support allowing adults in Wyoming to legally possess marijuana for personal use. By 2018 support had increased to 49%. Now in 2020, just over half (54%) of Wyoming residents say they support this – a statistically significant trend since 2014. Looking across age groups, there is a clear pattern where younger age groups express more support for marijuana legalization, which decreases systematically as age increases – this observed pattern is a statistically significant trend. There is popular *support* among younger Wyoming residents, with a majority of 18-24-year-olds (67%), 25-34-year-olds (74%), 35-44-year-olds (68%), and 55-64-year-olds (51%) supporting legalization. Support for legalization falls below a majority of those aged 45-55 (45%) 65-74 (40%) and 75+ (30%). Men in Wyoming support legalization at a significantly higher rate than do Women (59% versus 49%,

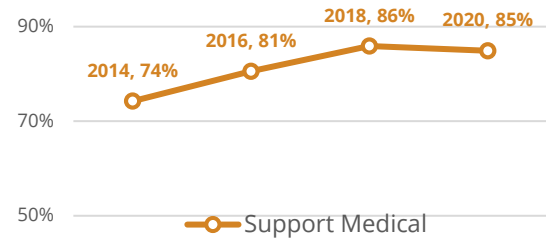
respectively). Both age and gender tendencies are very similar to those observed in 2018.

Legal use of marijuana for medical purposes

A large majority of Wyoming residents support the legalization of marijuana for medical purposes (85%). This result is steady when compared to 2018, where 86% said they support this. Support for the legalization of medicinal marijuana remains high regardless of age group, with support ranging from 78% to 93% across all ages groups. There were no differences between men and women on this issue.

Figure 2. Almost 7 out of 8 Wyoming Adults Supported Legalizing Medical Marijuana Use

Percent support for allowing adults in Wyoming to legally use marijuana for medical purposes if their doctor prescribes it.

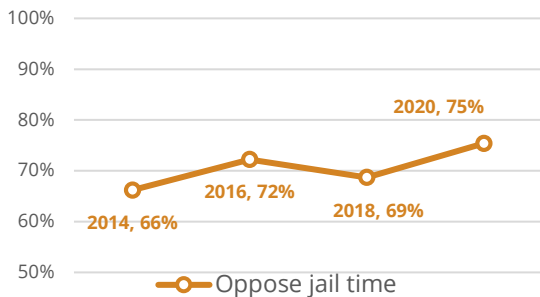


Note: All respondents were asked “Do you support or oppose allowing adults in Wyoming to legally use marijuana for medical purposes if their doctor prescribes it?”

WYOMING SURVEY & ANALYSIS CENTER

Figure 3. Three Out of 4 Wyoming Adults Supported a Form of Reducing Criminal Penalties for Marijuana Possession

*Percent of Wyoming residents who feel that those convicted of possessing small amounts of marijuana should **not** serve time in jail.*



Note: All respondents were asked “If marijuana use is not legalized, do you think people convicted of possessing small amounts of marijuana should serve time in jail, or not?”

WYOMING SURVEY & ANALYSIS CENTER

Penalties for illegal possession of marijuana in Wyoming

A majority (75%) of Wyoming residents believe that people convicted of possessing small amounts of marijuana should **not** serve time in jail. This represents an increase from 69% in 2018. A majority of Wyoming residents in all age groups feel this way. Over three-quarters (79%) of men feel this way, while 71% of women in Wyoming say they oppose jail time.

About the surveys

In October of 2014, 2016, 2018, 2020 the Wyoming Survey & Analysis Center (WYSAC) at the University of Wyoming conducted telephone surveys of randomly selected Wyoming residents. This biennial survey, sponsored by the University of Wyoming Political Science Department and the Wyoming Survey & Analysis Center, features questions that focus on attitudes toward government, contemporary policy issues, elected officials, and candidates for office. Cellular and landline telephone numbers are randomly generated to ensure the equal probability of selection for all Wyoming residents. In 2014, 768 Wyoming residents completed the survey, resulting in a margin of error of approximately ± 3.5 percentage points. In 2016 the survey was completed by 722 Wyoming residents, resulting in a margin of error of approximately ± 3.6 percentage points. The 2018 survey was completed by 607 Wyoming residents, resulting in a margin of error of approximately ± 4.0 percentage points. The 2020 survey was completed by 614 Wyoming residents, resulting in a margin of error of approximately ± 4.0 percentage points.

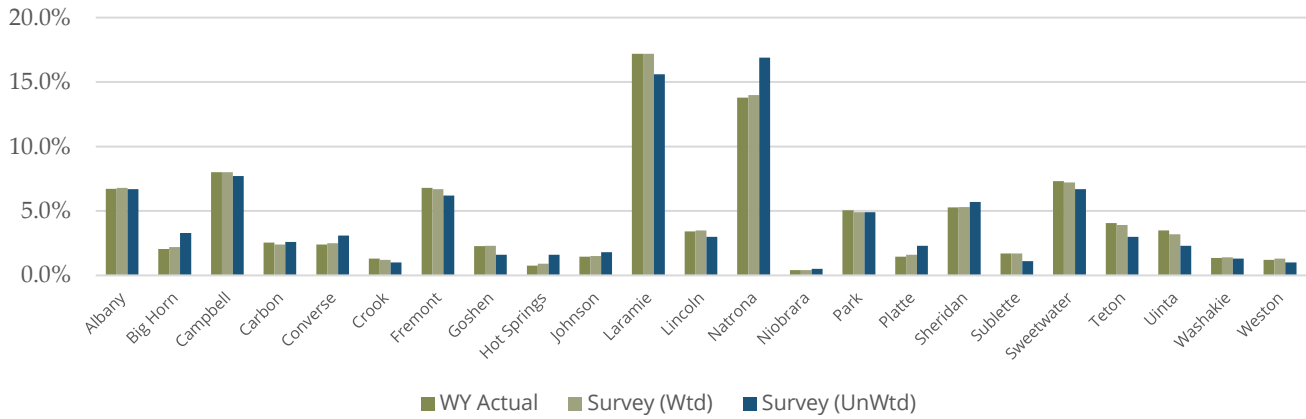
Demographics

The data were weighted on age, gender, and county population to bring the sample distribution of these demographic characteristics in line with their actual distribution in the Wyoming population. Using weighted data during analysis is essential in generalizing findings from the survey respondents to the overall Wyoming population. According to recent federal statistics¹, 70% of Wyoming households are now cellphone-only, with an additional 9% cellphone-mostly. For the 2020 survey iteration, 82% of all surveys were completed with respondents on cell phones for accurate coverage.

¹NCHS, National Health Interview Survey, 2014–2018, Wireless-Substitution: State-Level Estimates from the National Health Interview Survey, 2019.

Figure 4

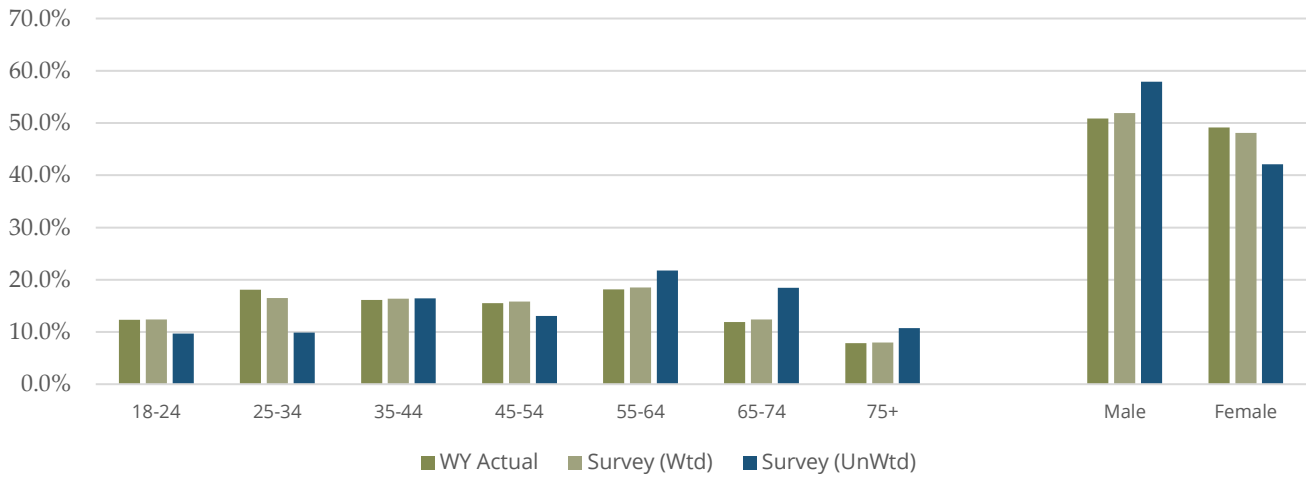
Weighted and unweighted distribution of respondents, by county, compared to actual.



Source: U.S. Census Bureau, American Community Survey 5-Year Estimates
WYOMING SURVEY & ANALYSIS CENTER

Figure 5

Weighted and unweighted distribution of respondents, by age and gender, compared to actual.



Sources: U.S. Census Bureau, American Community Survey 5-Year Estimates; Wyoming Secretary of State October 2018 Voter Registration Statistics.

WYOMING SURVEY & ANALYSIS CENTER

WYSAC Issue Brief
Views of Marijuana in Wyoming

Wyoming Survey & Analysis Center
University of Wyoming
1000 E. University Ave, Dept. 3925
Laramie, Wyoming 82071
307.766.2189 | wysac@uwyo.edu
www.uwyo.edu/wysac