

August 12, 2020

A Short Story of Stimulant Use in Wyoming

This document briefly highlights trends in stimulant use and misuse in Wyoming. A full report providing more information is available here: <https://bit.ly/wystim>. Overall, while the indicators for the use of stimulants such as methamphetamine and cocaine have either remained consistent or declined, the consequences of stimulant use, such as arrests, have increased. Collecting more information concerning risk factors would offer a better understanding of this gap.

1.3

The percentage of Wyoming residents that used cocaine sometime in the past yearⁱ

0.6

The percentage of Wyoming residents that used methamphetamine sometime in the past yearⁱ

92

The percentage increase in the number of admissions to treatment for methamphetamine use in Wyoming from 2013 to 2018ⁱⁱ

Definition of a Stimulant

Stimulants are a class of drugs that include illicit drugs, such as cocaine and methamphetamine, as well as legally available prescription stimulants, such as Adderall™ and Ritalin™.

Self-reported stimulant use has not increased, but the treatment and arrest numbers have.

71

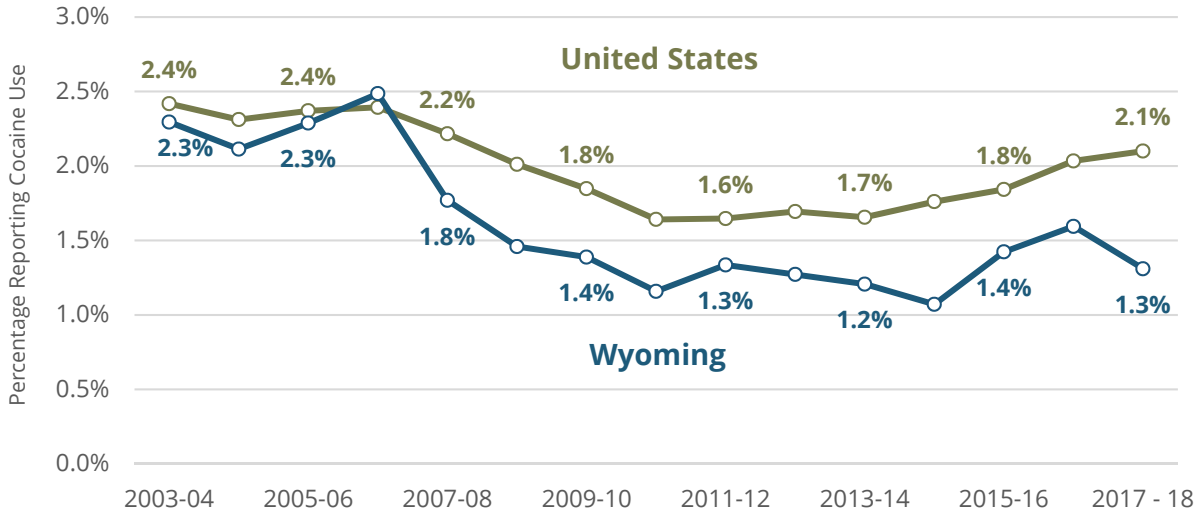
The percentage increase in the number of methamphetamine-related arrests throughout Wyoming from 2014 to 2018

Four

Wyoming counties had methamphetamine-related arrests rates that were over 1.5 times the state's rateⁱⁱⁱ

Cocaine Use Over Time in Wyoming Is Below National Estimates

Percentage of those 12 and older who reported using cocaine in the last year, from 2003 to 2018

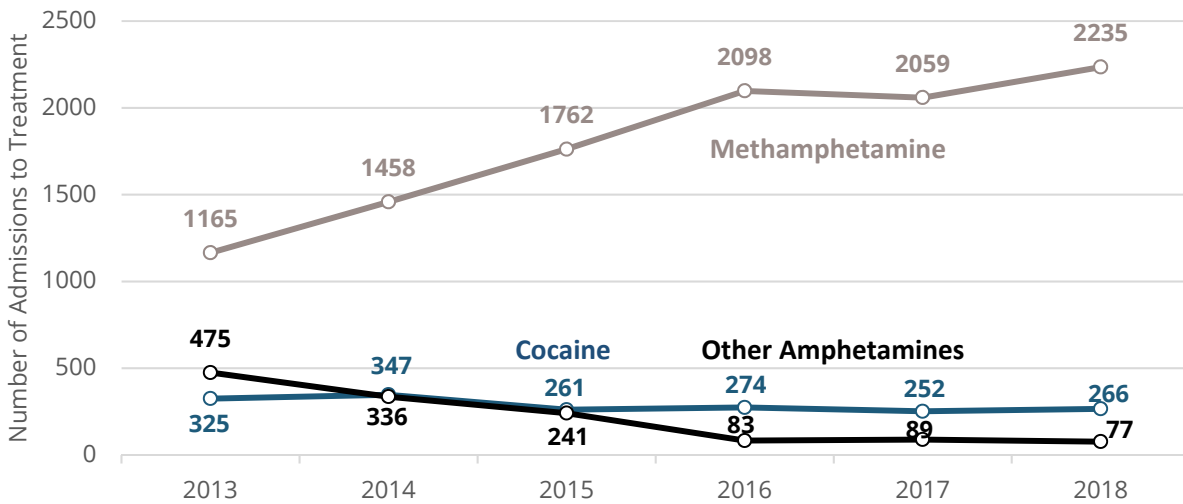


Source: NSDUH, 2003 – 2018

WYOMING SURVEY & ANALYSIS CENTER

The Number of Admissions to Treatment for Methamphetamine Use in Wyoming Have Substantially Increased Since 2013

Admissions to substance use disorder providers for stimulant use from 2013 to 2018.



Source: WCIS, 2013 – 2018

WYOMING SURVEY & ANALYSIS CENTER

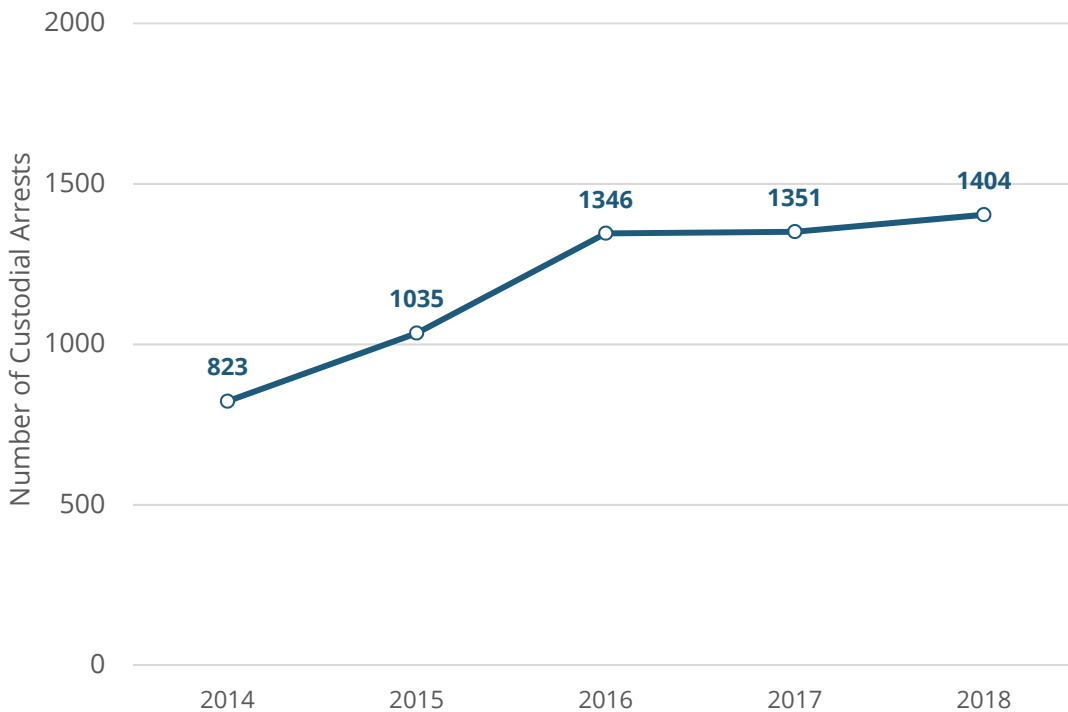
Between 2014 and 2018:

The number of custodial arrests that were methamphetamine-related increased by 71% over a five-year period throughout the state of Wyoming. In 2014, WASCOP recorded only 823 methamphetamine related arrests. This number has increased since 2014. In 2018, there were 1404 methamphetamine related arrests.

Over these years, the state averaged annually 205 methamphetamine-related arrests per 100,000 population. Within the state, the rates across the 23 counties varied substantially. The average methamphetamine related arrest rates per 100,000 population were highest in Converse County at 410 and lowest in Teton County at 34.

Methamphetamine Arrests in Wyoming Have Increased 71% since 2014

The number of methamphetamine custodial arrests in Wyoming from 2014 to 2018

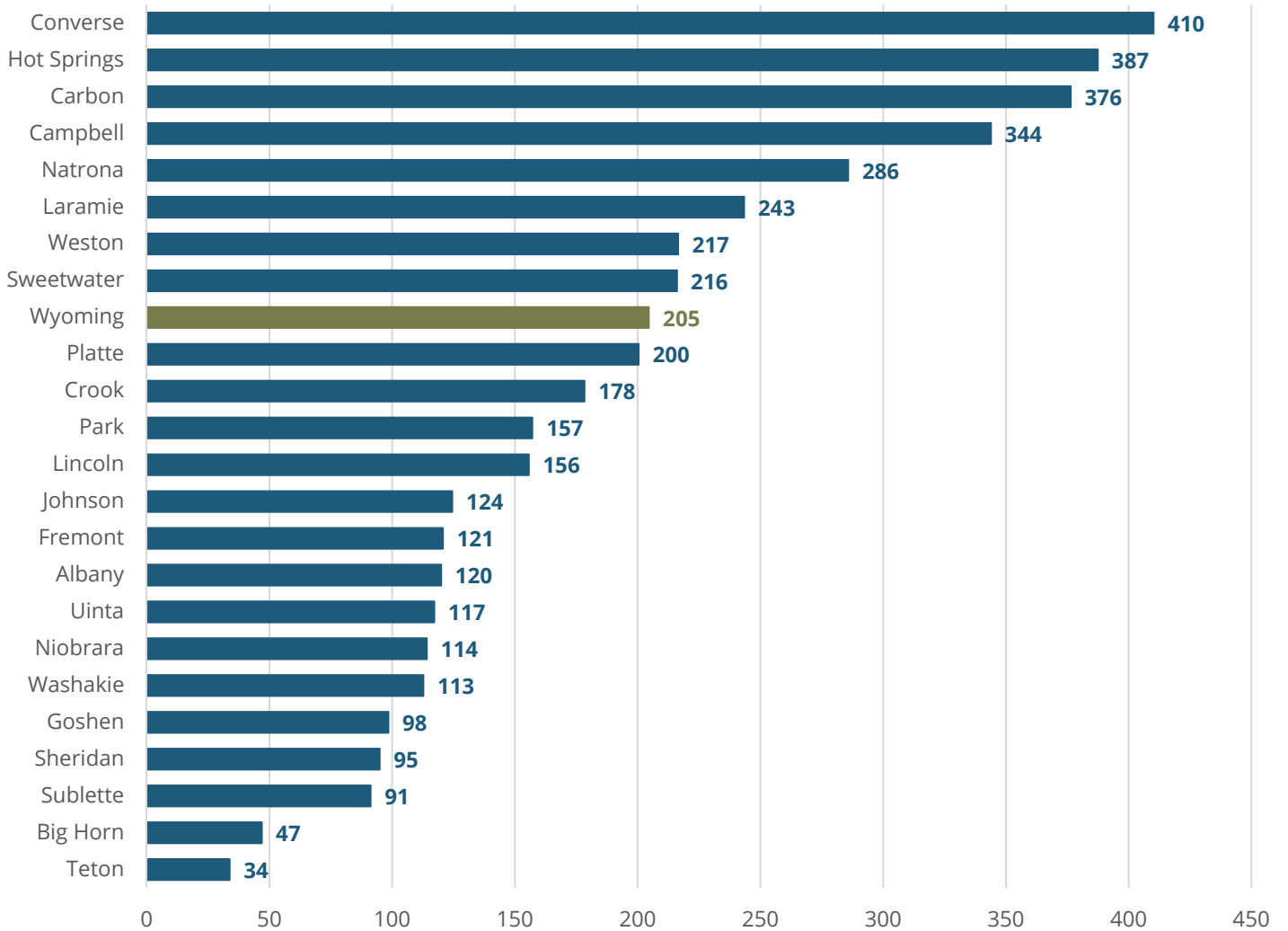


Source: WASCOP, 2014 – 2018

WYOMING SURVEY & ANALYSIS CENTER

Methamphetamine Arrest Rates Vary by County

Average annual methamphetamine custodial arrests in Wyoming from 2014 to 2018 per 100,000 people



Note: 2014 – 2018 US Census Bureau population estimates for Wyoming were used to calculate rates per 100,000

Source: WASCOP, 2014 – 2018

WYOMING SURVEY & ANALYSIS CENTER

ⁱ Cocaine and methamphetamine prevalence rates come from the National Survey of Drug Use and Health (NSDUH) 2017-18.

ⁱⁱⁱ The Wyoming Association of Sheriffs and Chiefs of Police Alcohol and Crime reports provide the number of methamphetamine related arrests. See: <https://www.wascop.com/alcohol-and-crime-in-wyoming>

ⁱⁱ The Wyoming Department of Health, Behavioral Health Division, collects the mental health treatment data using the Wyoming Client Information System. See: <https://health.wyo.gov/behavioralhealth/mhsa/wcis-login/>