

October 22, 2018

By  
 Brian Harnisch, M.B.A.,  
 Senior Research Scientist;  
 Rodney A. Wambeam, Ph.D.  
 Senior Research Scientist;  
 Eric L. Canen, M.S.;  
 Senior Research Scientist;

Wyoming Survey & Analysis Center  
 University of Wyoming  
 1000 E. University Ave, Dept. 3925  
 Laramie, Wyoming 82071  
 307.766.2189 | wysac@uwyo.edu  
 www.uwyo.edu/wysac

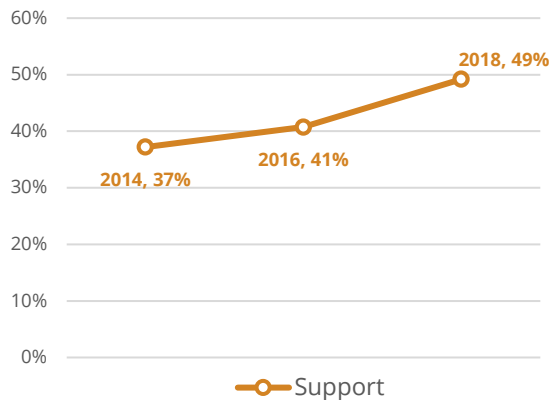
# Views of Marijuana in Wyoming

## Data show steady changes towards marijuana policies among Wyoming residents

Wyoming residents have steadily changing opinions regarding the use and possession of marijuana. Nearly half of Wyoming residents now say they support legalization of marijuana in the state for personal use. A large majority of Wyoming residents support the legal use of marijuana in the state for medicinal use if a doctor prescribes it. Additionally, a majority of Wyoming residents continue to oppose jail time for those convicted of possessing small amounts of marijuana.

**Figure 1**

Percent support for allowing adults in Wyoming to legally possess marijuana for personal use.



Note: All respondents were asked “Do you support or oppose allowing adults in Wyoming to legally possess marijuana for personal use?”

WYOMING SURVEY & ANALYSIS CENTER

## Legal possession of marijuana for personal use

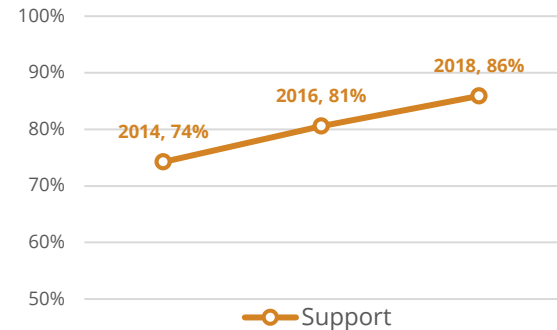
In 2014 over one-third (37%) of Wyoming residents said they support allowing adults in Wyoming to legally possess marijuana for personal use. In 2016 support increased to 41%. Now in 2018, nearly half (49%) of Wyoming residents say they support this – a statistically significant trend since 2014. There is majority *support* among younger Wyoming residents, with a majority of 18-24-year-olds (63%), 25-29-year-olds (58%), 35-44-year-olds (53%), and 55-64-year-olds (61.2%) supporting legalization. There is majority *opposition* to legalization of those ages 45-54 (64%), 65-74-year-olds (67%), and 75+ (81%). Men in Wyoming support legalization at a significantly higher rate than do Women (53% vs. 45%, respectively), as was the case in 2014 and 2016.

## Legal use of marijuana for medical purposes

A large majority of Wyoming residents support the legalization of marijuana for medical purposes (86%). This represents a statistically significant increase from 2014 and 2016, where 74% and 81% of Wyoming residents supported legal use for medical purposes, respectively. Support for the legalization of medicinal marijuana remains high regardless of age group, with support in the 70s to 90s across all ages. There were no differences between men and women on this issue.

**Figure 2**

*Percent support for allowing adults in Wyoming to legally use marijuana for medical purposes if their doctor prescribes it.*

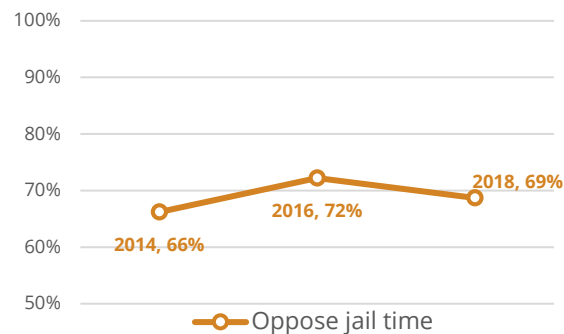


Note: All respondents were asked “Do you support or oppose allowing adults in Wyoming to legally use marijuana for medical purposes if their doctor prescribes it?”

WYOMING SURVEY & ANALYSIS CENTER

**Figure 3**

*Percent of Wyoming residents who feel that those convicted of possessing small amounts of marijuana should **not** serve time in jail.*



Note: All respondents were asked “If marijuana use is not legalized, do you think people convicted of possessing small amounts of marijuana should serve time in jail, or not?”

WYOMING SURVEY & ANALYSIS CENTER

## Penalties for illegal possession of marijuana in Wyoming

A majority (69%) of Wyoming residents believe that people convicted of possessing small amounts of marijuana should not serve time in jail. This represents a slight decrease from 72% in 2016, although the change is not statistically significant. A majority of Wyoming residents in all age groups feel this way. Two-thirds 66% of women in Wyoming feel that there should be no jail time, while 71% of men feel the same way.

## About the surveys

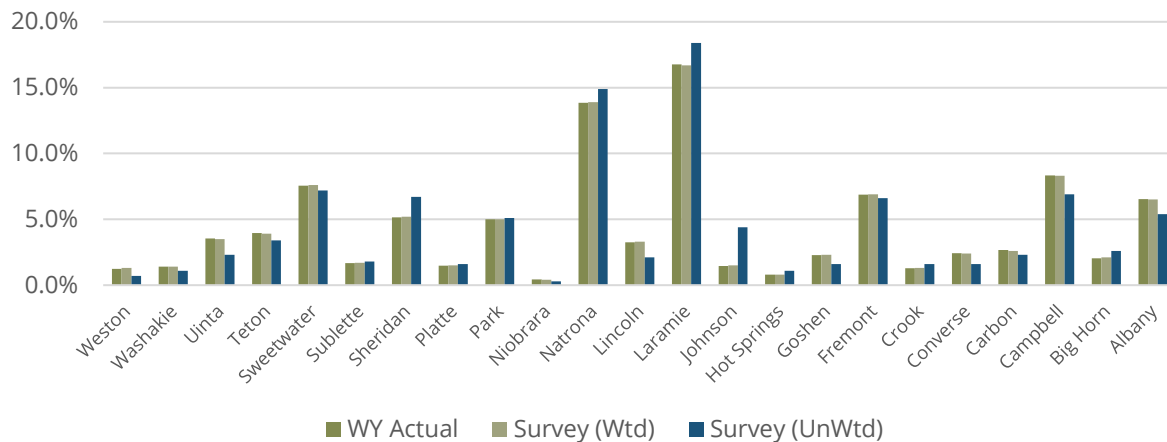
In October of 2014, 2016, and 2018, the Wyoming Survey & Analysis Center (WYSAC) at the University of Wyoming conducted telephone surveys of randomly selected Wyoming residents. This biennial survey, sponsored by the University of Wyoming Political Science Department and the Wyoming Survey & Analysis Center, features questions that focus on attitudes toward government, contemporary policy issues, elected officials, and candidates for office. Cellular and landline telephone numbers are randomly generated to ensure the equal probability of selection for all Wyoming residents. In 2014, 768 Wyoming residents completed the survey, resulting in a margin of error of approximately  $\pm 3.5$  percentage points. In 2016 the survey was completed by 722 Wyoming residents, resulting in a margin of error of approximately  $\pm 3.6$  percentage points. The 2018 survey was completed by 607 Wyoming residents, resulting in a margin of error of approximately  $\pm 4.0$  percentage points.

## Demographics

The data were weighted on age, gender, and county population to bring the sample distribution of these demographic characteristics in line with their actual distribution in the Wyoming population. Using weighted data during analysis is essential in generalizing findings from the survey respondents to the overall Wyoming population. According to recent federal statistics<sup>1</sup>, 61% of Wyoming households are now cellphone-only, with an additional 12% cellphone-mostly. For the 2018 survey iteration, 78% of all surveys were completed with respondents on cell phones.

**Figure 4**

*Weighted and unweighted distribution of respondents, by county, compared to actual.*

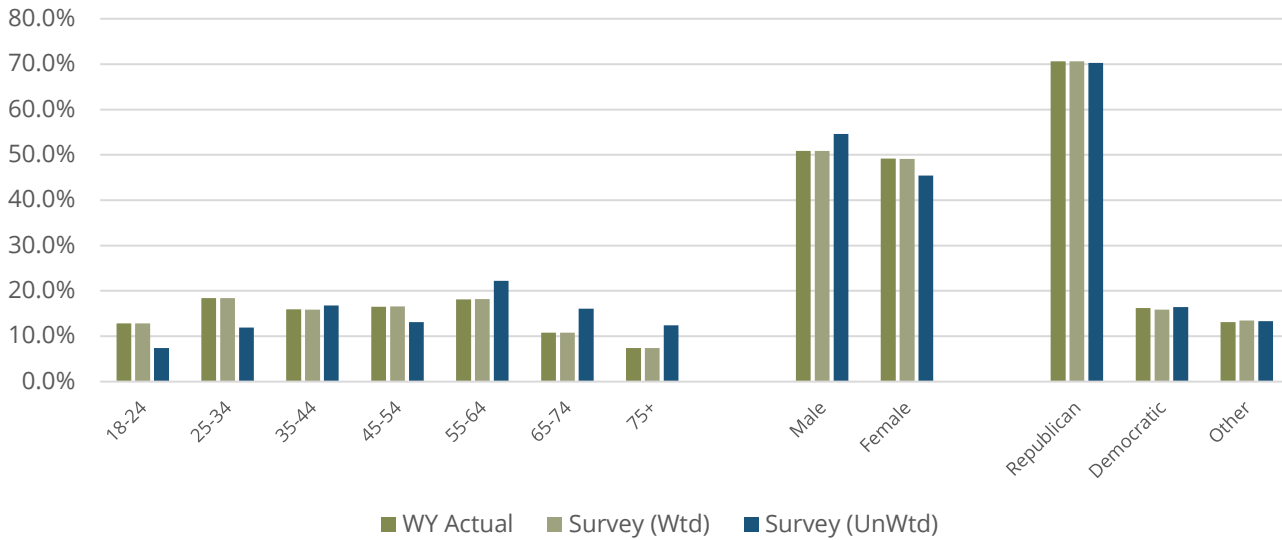


Source: U.S. Census Bureau, American Community Survey 5-Year Estimates  
WYOMING SURVEY & ANALYSIS CENTER

<sup>1</sup>NCHS, National Health Interview Survey, 2012–2016, Wireless-Substitution: State-Level Estimates from the National Health Interview Survey, 2016.

**Figure 5**

*Weighted and unweighted distribution of respondents, by age, gender, and political affiliation, compared to actual.*



Sources: U.S. Census Bureau, American Community Survey 5-Year Estimates; Wyoming Secretary of State October 2018 Voter Registration Statistics. WYOMING SURVEY & ANALYSIS CENTER

WYSAC Issue Brief  
Views of Marijuana in Wyoming

Wyoming Survey & Analysis Center  
University of Wyoming  
1000 E. University Ave, Dept. 3925  
Laramie, Wyoming 82071  
307.766.2189 | wysac@uwyo.edu  
www.uwyo.edu/wysac