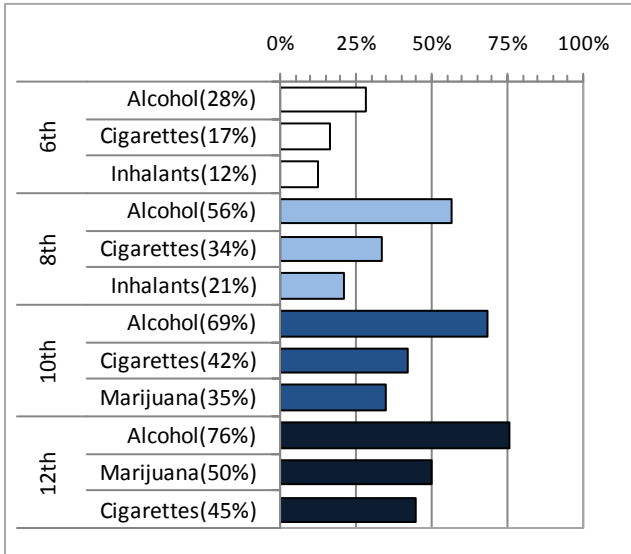


FACT SHEET

Natrona County

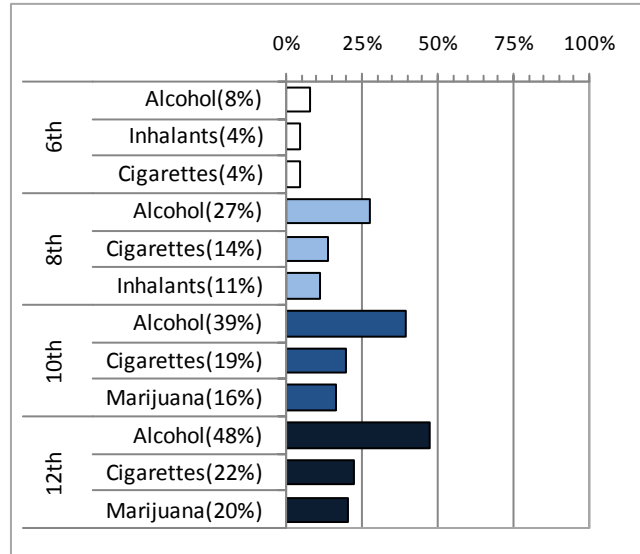
2008 PNA: SUBSTANCE USE AND PROBLEM BEHAVIOR

Lifetime Substance Use



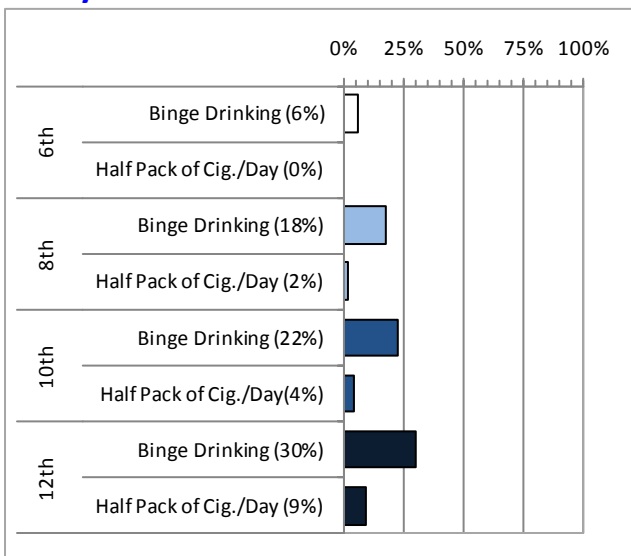
The PNA measures use of 13 substances. The above chart displays the three most commonly reported substances used in each grade.

30-Day Substance Use



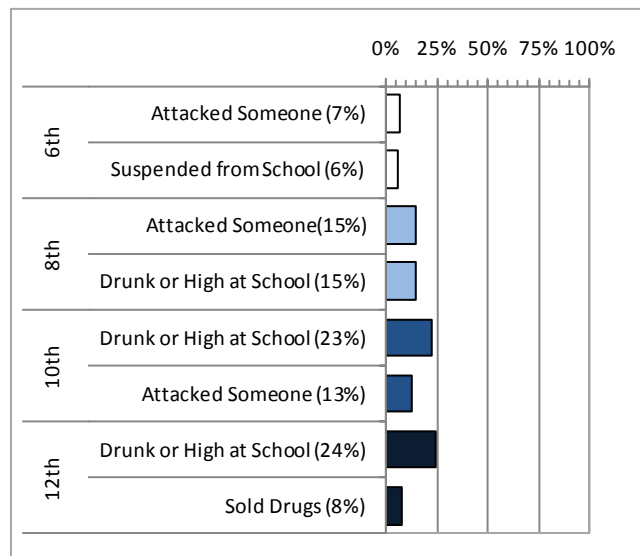
The chart above displays the three most commonly reported substances used in the last 30 days in each grade.

Heavy Use



The above chart displays heavy use rates for alcohol and cigarettes. Binge drinking is defined on the PNA as having five or more alcoholic drinks in a row.

Problem Behaviors

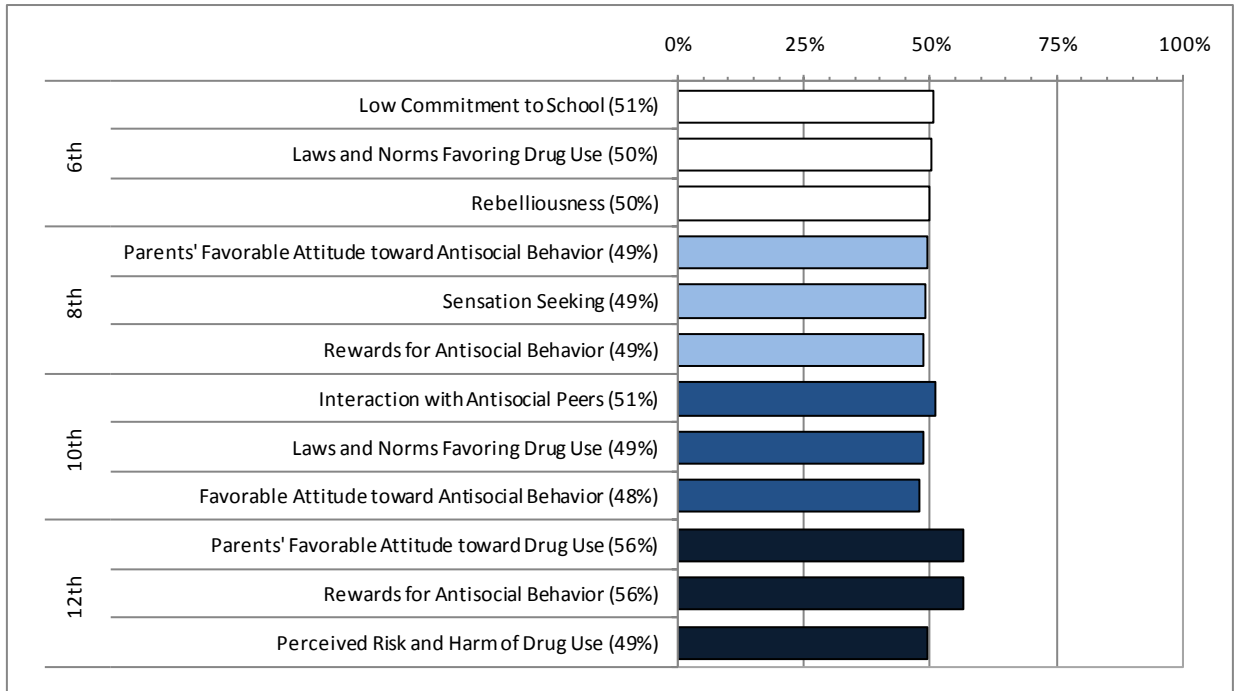


The PNA closely studies seven problem behaviors. The above chart displays the two most commonly reported problem behaviors committed in the past 12 months.

FACT SHEET CONT.

2008 PNA: RISK AND PROTECTIVE FACTORS

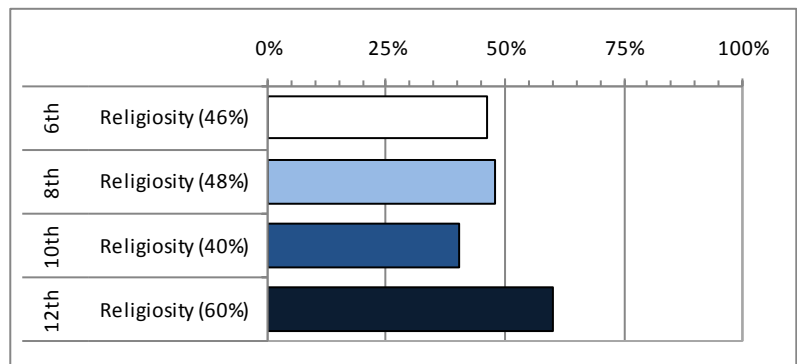
Risk Factors



A Risk Factor is an influence that increases the likelihood that students may participate in substance use or problem behaviors. The 2008 PNA measures 19 Risk Factors. The above chart presents the three Risk Factors with the highest prevalence of at-risk youth for each grade.

Protective Factor

A Protective Factor is an influence that decreases the likelihood that students may participate in substance use or problem behaviors. The 2008 PNA measures three Protective Factors. The chart at right presents the Protective Factor with lowest prevalence for each grade.



FACT SHEET CONT.

Social Norms Results

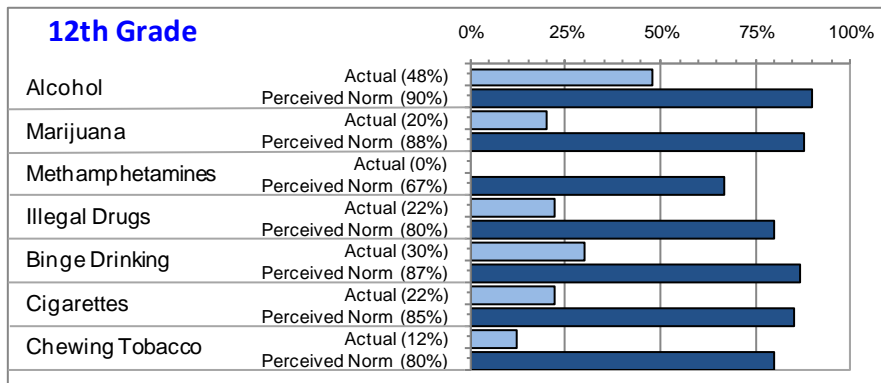
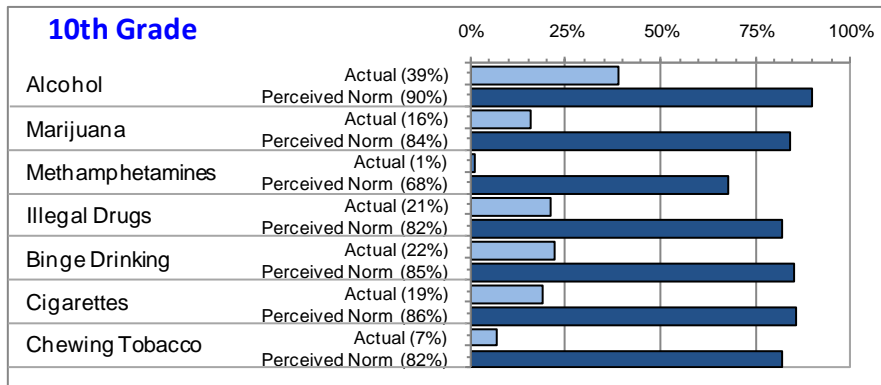
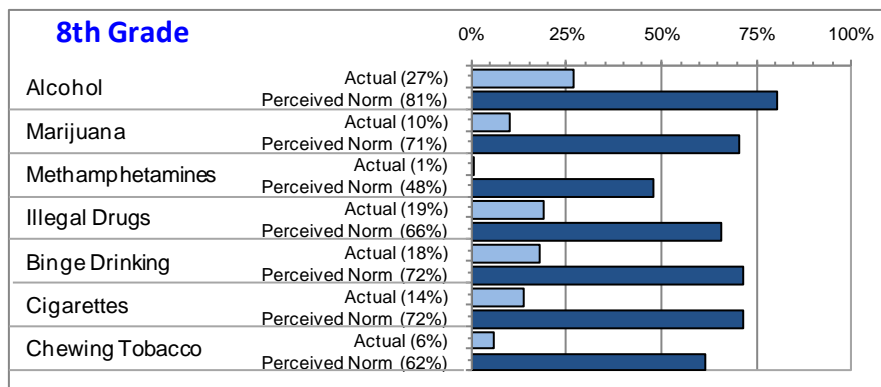
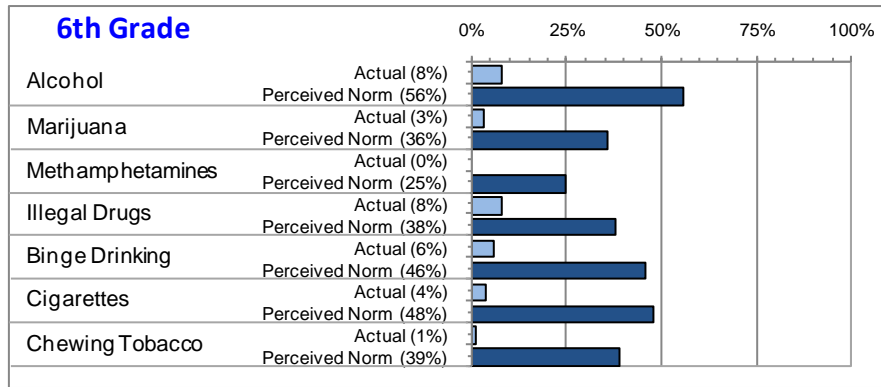
The 2008 PNA included new “social norms” questions that asked students whether they believed most students in their schools had used alcohol, marijuana, illegal drugs, methamphetamines, binge drinking, cigarettes, or chewing tobacco in the last 30 days.

They were also asked if they thought most of their schoolmates had participated in binge drinking (drinking five or more alcoholic drinks in a row) in the past two weeks.

The charts at right show these results. Data from self-reported 30-day use is included for comparison.

For all grades and all substances, students usually reported that their own (or actual) use rates were low. However, they often believed most of their schoolmates were using, so these perceived use rates were generally higher than actual use rates. This is consistent with similar studies’ results.

Social norms data like these show youth that substance use is not as common as they tend to believe. In fact, many are shocked to discover that “fitting in” means *not* using alcohol, tobacco, and other drugs. This knowledge greatly reduces the pressure on students to try substances in order to feel like they belong to a group.



2008 PNA: Perception of Use by Most Students

UNIVERSITY OF WYOMING

Wyoming Survey & Analysis Center

Dept. 3925, 1000 E. University Ave.

Laramie, WY 82071-2000

WYSAC

The Wyoming Survey and Analysis Center (WYSAC) at the University of Wyoming seeks to provide clear, accurate and useful information to decision-makers, on a contract basis, through applied social research, scientific polling, information technology services and rigorous program evaluation. Without bias and with the highest standards of validity, WYSAC collects, manages, analyzes and reports data for public and private sectors in Wyoming and throughout the Great Plains and Rocky Mountains.

Prevention Needs Assessment

The Prevention Needs Assessment (PNA) is a survey designed to gather information for the planning and evaluation of substance abuse, violence, and delinquent behavior prevention programs, policies, and practices. The Wyoming Survey & Analysis Center (WYSAC), under contract to the Wyoming Department of Health, administered the 2008 PNA as a census survey of all 6th, 8th, 10th, and 12th grade students who were enrolled in public schools in Wyoming. Researchers have administered the survey in Wyoming in 2001, 2004, 2006 and 2008 for a total of four iterations.

2008 PNA Natrona County Profile Fact Sheet

November 2008
WYSAC Technical Report
No.CHEs-827-14

Produced for the Wyoming Dept. of Health



Wyoming Survey & Analysis Center

Dept. 3925, 1000 E. University Ave.

Laramie, WY 82071-2000

(307) 766-2189 email: wysac@uwyo.edu

www.uwyo.edu/wysac

For more information about PNA, please visit

wysac.uwyo.edu/pna